


Ion™ System Control Version 4.56 Release Notes

April 9th 2024

Contents

General	1
Copyright Notice	1
End User License Agreement.....	1
Revision History.....	2
Installation Instructions	12
Finding the Current Software Version.....	12
Downloading the Software Update	14
Installing the Software Update	18

General



This document is provided in conjunction with the “hex” file [BINF0456.hex](#), which comprises the executable code for the following Ion™ System Control model numbers:

- SYST0101CW

This software is ONLY compatible with these model wall controls.

Detailed instructions on uploading this software into the Ion™ System Control are included in this document. The software release package is available through this link:

http://cacbdpapps.net/marketing/eula/ICP_Ion_V0456_EULA.html

Note: This software is for the Series B controls only. The Series A controls cannot use Series B software and vice-versa.

Copyright Notice

Carrier Corporation is the copyright owner of this material. Copyright laws and international copyright treaties, as well as other intellectual property laws and treaties protect this software update package. User may not and shall not copy or otherwise reproduce or make available to any other party any part of or the entire software update package. The User may, however, make one (1) copy of Software for backup or archival purposes.

End User License Agreement

The user MUST read and accept the **End User License Agreement** included with this software package BEFORE downloading and using this software update package. If you do not accept the End User License Agreement, this software package must be deleted from your computer.

Ion™ System Control

Version 4.56 Release Notes

April 9th 2024

Revision History

Version 4.56 (April 2024)

Version 4.56 software includes the following updates to the Ion™ System Control:

- Improved Wi-Fi/Connectivity stability will improve user experience.
- Time sync and Alerts interfaces exposed- allows App to change these settings.
- Email notifications about settings changes
- Ensure that the system will enter refrigerant dissipation if coil freeze protection is active.
- Refrigerant dissipation overrides static pressure and duct assessment tests. The option for the installer to trigger either static pressure or duct assessment will be grayed out when dissipation is active.
- If the system enters 'refrigerant dissipation' the checkout option under the 'service' menu will be grayed out. If the system enters 'refrigerant dissipation' during checkout mode, checkout mode will be aborted, and the option under the 'service' menu to start an equipment checkout will be grayed out.
- If refrigerant dissipation is active, then the system control will abort any current refrigerant charging or prevent the installer from triggering refrigerant charging.
- Dissipation for non-communicating ODU.
- Implement faults and malfunctions for 454b dissipation board.
- Incorrect/mismatched diagnostics/expansion codes fixed.
- Quiet mode for variable speed ODU default to OFF.
- New ERV compatibility
- Ventilator speed in manual mode corrected.

Ion™ System Control

Version 4.56 Release Notes

April 9th 2024

Version 4.47 (August 2023)

Version 4.47 software includes the following updates to the Ion™ System Control:

- Integrate New Communicating gas furnace model into the System Control
- Integrate New Communicating Fan Coil model into System Control
- A2L (R454B Refrigerant) Mitigation Response
- Create user adjustable setpoint limits for both heating and cooling
- System monitor to not alert for over-cool to dehumidify while in the Away profile
- Fixed ventilator and humidifier fields on the 'equipment operating status' screen to properly reflect if either accessory is operating
- Improved OTA speed for wall control
- Changed text on UI to "enable/disable" system monitor versus "on/off"
- Improved reference in the 'system malfunction' screen as the originator of the malfunction
- Added more V coil models
- Corrected possible short cycling, cooling call not responding and continuous fan momentarily stopping from version 4.38

Version 4.38 (April 2023)

Version 4.38 software includes the following updates to the Ion™ System Control:

- OpenADR Capable
- End User License Agreement (EULA) update
- Finalize OTA (Over the Air) Status Indicator and OTA Download Details Screen
- System Monitor 140 fix when in Celsius
- Vacation time corrected in app to wall control
- OAT (Outdoor Air Temperature) Enhancement
- Corrected issue with receiving e-mail notifications from the wall control
- Added N-Coil Evaporator Models on coil selection screen

Version 4.31 (November 2022)

Version 4.31 software includes the following updates to the Ion™ System Control:

- Data rate limiting until app usage is active.
- Reminder alerting homeowners that they must download and use the new mobile app (Pop up message reminding users to transition from the legacy app to the newer app).
- System monitor –feature added to alert any potential major issues with temperature control
- Enable/disable for system monitor (provide an option to turn on or off this feature)
- Ability to clear stored Wi-Fi credentials (existing control with new homeowner)
- New Vertex coils added to coil selection screen for refrigerant charging

Version 4.22 (August 2022)

Version 4.22 software includes the following updates to the Series B Ion™ System

Ion™ System Control

Version 4.56 Release Notes

April 9th 2024

Control:

- Updated cloud connection interface to improve the response time between mobile app and wall control.
- Added QR code generation & display support for wall control models.
- Added QR Code feature to access consumer site and release notes directly from mobile device.
- Updated UI Help text for Quiet Mode and Capacity Limiting screens.
- Changed reminder Icon to reminders & alerts where the user can now set Low and High temperature and humidity alert (fault codes 187 – 191) this "trip point" will then send a notification to the end user for an out-of-range condition.
- Added ability to reset equipment reminders via mobile app.
- Updated Filter check logic to operate based on pressure monitor status.
- Addressed the issue to report consistent Energy tracking information between wall control display and mobile app.

Version 4.05 (September 2021)

Version 4.05 software includes the following updates to the Ion™ System Control:

- Compliance to 802.11n connectivity standard
- With Proteus FER furnace boards, continuous fan (low and medium) now operates at the minimum CFM if requested CFM is below minimum.
- Updated strategy to distribute additional air flow caused by two consecutive limit 33 faults by fully opening dampers for calling zones and distributing any excess airflow to non-calling zones based on the size of the zone.
- With ULN-2 Stage Furnace, a fault 34 results in a high heat cycle lockout for one heating cycle.
- Addressed airflow limited stage downs that occurred with older 2-stage ODU's and v3.94 system control software.

Version 3.94 (July 2021)

Version 3.94 software includes the following updates to the Ion™ System Control:

- Addressed issue where a restart causes BING to lose the equipment configuration for the 2-TON GS3 with FANCOIL model FE4ANB005 combination
- Energy tracking feature is updated to display daily usage values accurately in respective columns
- Updated the blower motor fault type (Code 41) from System malfunction to System fault
- Added support for 802.11n compatible routers
- Added capability for resetting reminders via mobile application
- Addressed issue where system could operate in the wrong mode set by the user, resulting in possible over-conditioning.
- Track the cycle and hours of the variable speed operations

Ion™ System Control

Version 4.56 Release Notes

April 9th 2024

Displaying run time hours and Cycles for supported IDU and ODUs is implemented.

- Wall control not clearing the root cause diagnostics on a reset to factory defaults
When the last 10 faults are specified to be factory reset, the last 10 faults and root cause faults recorded will be restored to factory defaults.
- Add 3 buckets for run times and cycles for 2+ stage furnaces
Displaying run time hours and Cycles for Modulating furnace is implemented.
- Addressed the issue to report valid ODU model upon new system installation
- Added feature to configure Low/High Temp and high/low humidity alerts.
- Getting Heat and Cool Set points as 0F,0F in utility Event Notification
If a utility event multi-property with offsets is received, then UI notification will show the actual offsets by which setpoint is being changed.
- Missing parameter log files on cloud
System control now sets Set To Cloud bit only one time for each data file preventing missing files on the cloud.
- Updated the dehumidification airflow logic so that the dehumidification airflow matches the expected airflow.
- Wall Control software has been updated so that old faults having same fault code number will not be shown as active on UI Screen and equipment events packet
- Added improvements to the GeoHP Windup Control
- For some of the faults the text is trimmed on Home screen
"Fixed the issue of fault text being trimmed in the Fault Message Box. Reset MAX_MSGBOX_LINE_LEN to 14."
- Account registration with mobile app using QR Code on GUI
Displays a QR code on the registration info screen. The QR code contains the S/N number, MAC address, and pin number delimited by commas. The code reflects the current screen values. *Note: This feature requires the new mobile app, available soon.*



Ion™ System Control

Version 4.56 Release Notes

April 9th 2024

Version 3.62 (December 2020)

Version 3.62 software includes the following updates to the Ion™ System Control:

- Fixed issue that prevents Wi-Fi connection to certain 802.11n-only routers, and a small subset of routers running in a “mixed mode” (802.11b/g/n). Solution is to enable the High Throughput Rates so the control can communicate via 802.11n.

If you are not experiencing connectivity problems, then there is no need to install this update.

Version 3.61 (October 2020)

Version 3.61 software includes the following updates to the Ion™ System Control:

- Reduced the Maximum Transmission Unit (MTU) to resolve connectivity issues with certain Internet Service Providers.

If you are not experiencing connectivity problems, then there is no need to install this update.

Version 3.60 (September 2020)

Version 3.60 software includes the following updates to the Ion™ System Control:

Major updates:

- Some users experienced 3.40 OTA update leading to the screen going blank; wall control then recovers to v3.00 upon forced reboot. The primary cause has been corrected; but additional analysis is in progress to ensure this will not happen in the future.

Minor updates:

- False G-terminal Alerts could be triggered during learning process check, if the system control reads the status inputs from furnace and fancoil before they have been set properly.
- Fix provided in system control, G-terminal status is updated only after reading the control inputs status event from indoor control boards.
- Revised the Capacity Limiting logic to allow for duty cycling the Greenspeed 3 to emulate a capacity lower than the set minimum.
- Resolved issue where cooling demand took a long time (~30 minutes) to start.
- Removed warning for LLV open on Charging screen.
- Help text for cycle counters and run times screens are added for both Air Conditioner and Heat Pump
- Utility Curtailment feature when active will get recorded in Last 10 events screen
- Refrigerant charging - pump down statuses were incorrectly displayed. Changes in pumpdown state typically take 5 seconds to reflect the actual state from the outdoor unit; in rapid state change from the ODU, It can take 10 seconds to reflect that state change.
- Fixes for range and toggle button related issues for capacity limiting screens have been made in the system control.
- Corrections to Capacity Limiting minimum demand calculations; now applies the minimum demand limit as a part of the capacity limiting feature as opposed to the previous behavior where a minimum would not be imposed.

Ion™ System Control

Version 4.56 Release Notes

April 9th 2024

Version 3.40 (June 2020)

Version 3.40 software includes the following updates to the Ion™ System Control:

Major updates:

- Energy Estimate calculation issues, causing energy estimates to appear to be much higher than expected.
 - Energy usage was displayed incorrectly, giving a false reading of estimated energy used. This change is a modification of the conversion of watts to kilo watt hours (KWH). Under energy tracking, in the view energy usage screens, energy used is now displayed in KWH.
- The system control could update the outdoor unit to the same software version if the SD card was not removed after a successful update.
 - Added a periodic check of the SD card contents to see if the files are still valid for update.
- Service Valve Subcool Value - displayed value accuracy.
 - System control code is changed to display accurate Subcool values.
- Operating status on the home screen is not aligned with the actual equipment operation.
 - Home Screen equipment operation is now aligned to actual operation.
- Blower RPM shows as 0 when the IDU blower is operating.
 - The Blower RPM value was outputting 0 on the AC/HP checkout screen, so the AC/HP checkout screen has been updated to output the actual Blower RPM value.
- During system installation (learning), system control did not correctly discover the 24VNA624 ODU + FE4ANB005 fan coil combination.
 - Corrected a logic error in the learning process that prevented this valid combination from being recognized.
- During checkout mode, received message "Info 104 - Low Indoor Temp Zone 2 Aux Heat" on HP's and AC's, cooling and heating mode.
 - The equipment Firmware update failure fault code has been updated from 104 to 127 on the system control and also a fix has been added in the system control for the issue where the equipment firmware update failure was being raised at startup of the wall control.
- Discharge pressure is shown as "----" in AC Status/HP Status screen when the Discharge pressure is valid.
 - The system control has been updated to fix issue where the valid discharge pressure values were shown as invalid on the AC status/HP Status screens.
- System control was showing improper stages and empty values on the "Cycle Counters" and "Lifetime Hours" screens for a 1 Stage ULN furnace.
 - Adjusted both screen layouts to properly account for a 1 Stage Furnace and input the proper runtime values to the new design.

Ion™ System Control

Version 4.56 Release Notes

April 9th 2024

- Outside Air Temperature (OAT) value is always -12 F and not able to change in capacity limiting Heating screen.
 - With the capacity limiting feature now enabled in system control, the outside temperature should have default values of 55 F in heating and 75 F in cooling, the system control has been updated to fix the issue where on some wall controls out-of-limit values were seen.
- ULN 90 Communicating Furnace Control - Wall control updates
 - Wall control updated the level of furnace control fault code 26 to malfunction fault and increased the number of re-settable furnace faults from 19 to 20.
- Change default for time synchronization from disabled to enabled.
 - When connected to the server via Wi-Fi, the system control can automatically synchronize the local time based on date/time stamps received from the server. The system control has been updated to make this automatic synchronization the default, so it does not have to be enabled by the installer or homeowner. It can still be disabled, if desired.
- Update equipment run-time parameters in the checkout mode.
 - Additional equipment run-time parameters (Blower RPM, Discharge Pressure, Outdoor Fan RPM, Low Ambient Cooling, AC Line Current, DC Bus Voltage, PFCM Temperature, and IPM Temperature) have been added to the AC/HP checkout mode screen to help the technicians evaluate the system's performance.

Version 3.01 (June 2020)

Version 3.01 software includes the following updates to the Ion™ System Control:

Major updates:

- Bug fixes:

Version 3.00 (April 2020)

Version 3.00 software includes the following updates to the Ion™ System Control:

Major updates:

- Improvements to Wi-Fi and general connectivity long-term stability.
- Fixed various minor faults
 - Energy tracking and ENERGY STAR improvements
 - Minor GUI corrections and improvements
 - Fixed GeoHP integration issues
 - Multiple causes of Reboots found and corrected

Ion™ System Control

Version 4.56 Release Notes

April 9th 2024

Version 2.40 (January 2020)

Version 2.40 software includes the following updates to the Ion™ System Control:

Major updates:

- Added support for OpenADR2.0b compliance
- Backward compatibility with OpenADR2.0a
- Added support for FER airflow change requirement
- Added fix for the GeoHP Lake loop lockout feature
- GUI updates to support GeoHP Lake Loop
- Fixed various minor faults

Version 2.00 (August 2018)

Version 2.00 software includes the following updates to the Ion™ controls:

Improvements to Wi-Fi/server connectivity

Correctly recognizes wired remote room sensor connected to Zone 1 via 4-zone control

Caching of ENERGY STAR data to prevent data loss

Improved validation for US and Canadian postal codes for weather forecast

Corrections to info help text for various screens

Various minor bugs corrected

Version 1.32 (March 2018)

Version 1.32 software includes the following updates to the Ion™ controls:

Additional furnace coil selection options in learning process when detecting a variable capacity ODU and a furnace.

Added support for variable capacity AC outdoor unit.

Corrected an issue where selecting the furnace coil CHPH**61 when learning with a variable capacity outdoor unit sets the coil factor to 0 instead of 2.02.

Ion™ System Control Version 4.56 Release Notes

April 9th 2024

Version 1.31 (December 2017)

Version 1.31 software includes the following updates to the Ion™ controls:

ENERGY STAR® Connected Thermostat (CT) Certification Preparation

Data collection and reporting for ENERGY STAR compliance has been updated.

The EPA requires 12 months of data collection before certification may be applied for. That means that the earliest we expect ENERGY STAR certification is January 2019. Note that data for ENERGY STAR certification is collected on an anonymous basis. No personally identifiable information is included, or sent to the EPA.

Note that the EPA has not finalized the ENERGY STAR CT requirements for multi-stage systems like Ion™ Systems. Therefore, further updates for collecting ENERGY STAR data may be required.

Screen Saver

Corrected a defect where new screen savers were placed on top of old screen savers, creating a double image.

“Phantom” Email Notifications

Configuration change emails associated with daily airflow verification tests, usually occurring around 1pm local time, have been suppressed.

Version 1.30 (November 2017)

Version 1.30 software includes the following updates to the Ion™ System controls:

Internet Connection Improvements

Internet connection to the Ion™ server is more robust, leading to fewer server disconnects.

Connection to local wireless networks is more robust, leading to fewer local network disconnections.

Occupancy Detection

On-board occupancy detection algorithm is more responsive to occupancy changes. Changed default occupancy sustaining time to two hours (once occupancy is determined, it maintains for two hours). Previously, the occupancy sustain time was one hour. Unoccupied overrides have been added. Previously, the occupancy algorithm would only override the Away or Vacation activities to the Home activity when occupancy was detected. Now, when the space is detected to be unoccupied, a comfort activity (Home, Wake, Sleep) can be overridden to the Away activity.

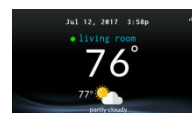
A Hold or Hold Until setting temporarily disables occupancy detection.

More information can be found in these sequence of operation descriptions:

[Infinity® System Control Occupancy Operation](#)

Forcing a Reboot

If needed, the homeowner may force a reboot of the wall control by pressing anywhere on home screen and holding for at least 10 seconds.



Ion™ System Control Version 4.56 Release Notes

April 9th 2024

Improved Temperature Compensations

Corrected a defect in the temperature compensation algorithms causing inaccuracy of up to 3 degrees F.

If an offset has been entered in the field to compensate for this issue, it should be removed when upgrading to Version 1.3 (Version 0130).

ENERGY STAR® Connected Thermostat (CT) Certification Preparation

Data collection and reporting for ENERGY STAR compliance has been implemented. The EPA requires 12 months of data collection before certification may be applied for. That means that the earliest we expect ENERGY STAR certification is January 2019.

Note that data for ENERGY STAR certification is collected on an anonymous basis. No personally identifiable information is included, or sent to the EPA.

Note that the EPA has not finalized the ENERGY STAR CT requirements for multi-stage systems like Ion™ Systems. Therefore, further updates for collecting ENERGY STAR data may be required.

Ion™ System Control Version 4.56 Release Notes

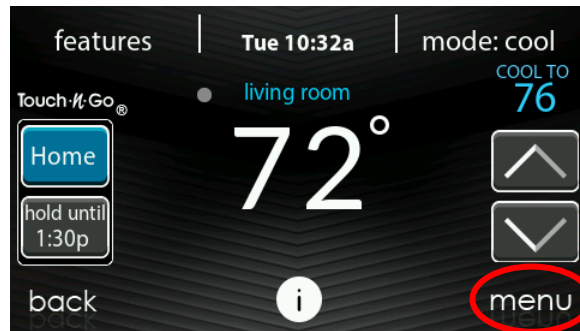
April 9th 2024

Installation Instructions

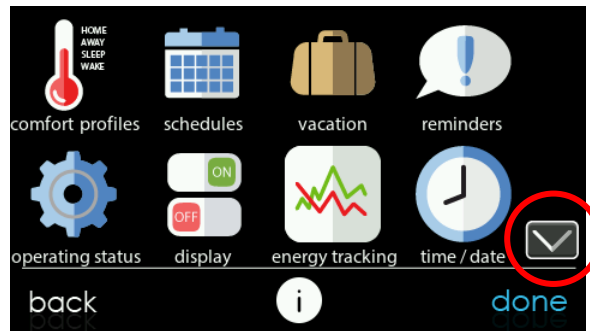
Finding the Current Software Version

Before starting the software installation process, the current software version may be determined as follows:

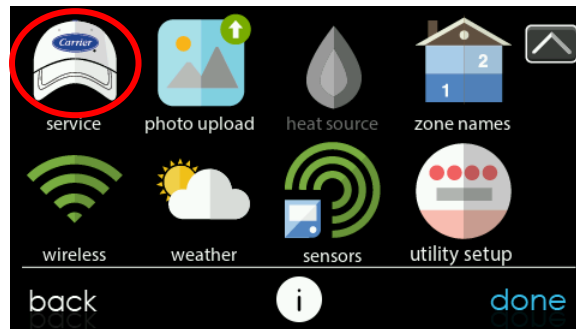
Press **menu** on the Main screen,



and then the down-arrow to go to the second menu screen.



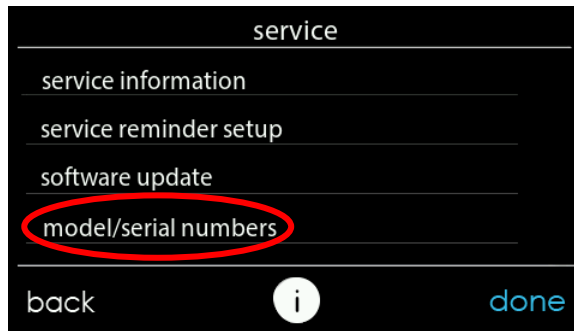
Touch **service** icon.



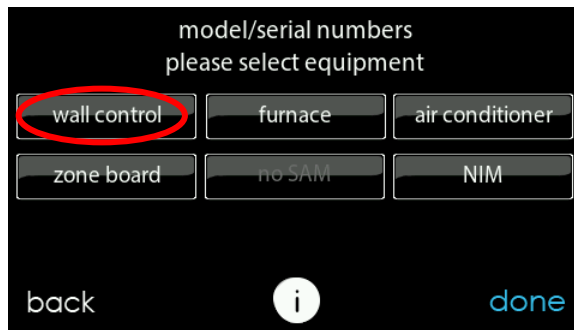
Ion™ System Control Version 4.56 Release Notes

April 9th 2024

Touch **model/serial numbers** on the resulting screen.

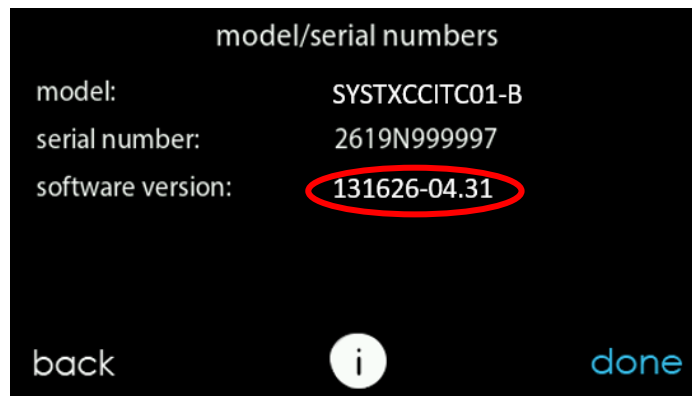


Touch **wall control** on the resulting screen.



View the Software Version number.

Software Version 131626-02.00, for example, is the production software version 2.00, released in November 2022.



Ion™ System Control Version 4.56 Release Notes

April 9th 2024

Downloading the Software Update

For Series B controls, software updates are provided over-the-air (OTA), or uploaded manually using a microSD memory device. The following instructions apply to the manual update process.

You will obtain best results using a MicroSD card that is between 4GB and 32GB in size, and formatted as a FAT32 device. Any other formatting (NTFS, exFAT, etc.) will result in an error of “please insert MicroSD card.”

To perform a control software update, follow these steps:

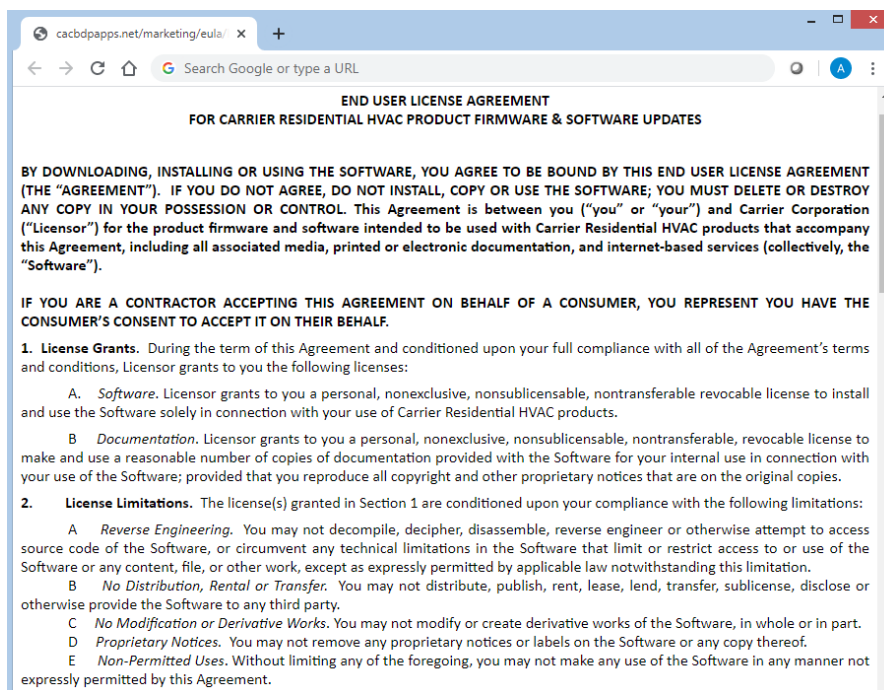
- Click on this link to obtain the updated software:

https://cacbdpapps.net/marketing/eula/ICP_Ion_V0456_EULA.html

If the link does not work properly, copy the link into your browser web address window and open the link.

NOTE: You may NOT distribute the software itself. You may only distribute the link to the software, or this document.

- Read the End User License Agreement (EULA).

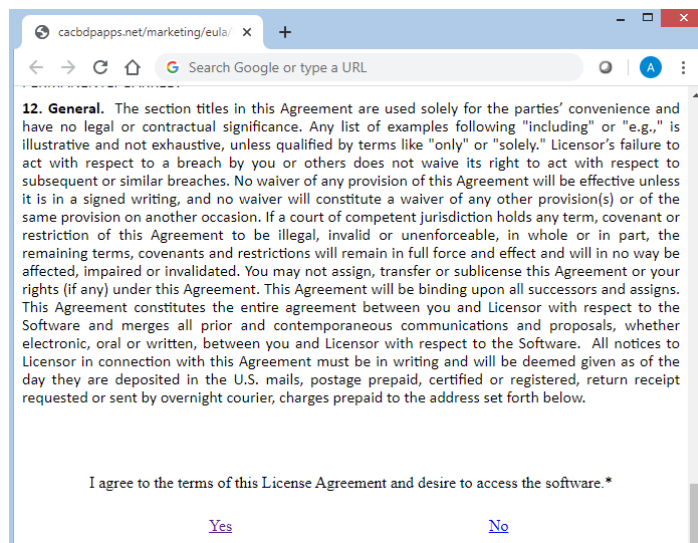


Ion™ System Control Version 4.56 Release Notes

April 9th 2024

- At the bottom of the EULA, choose “Yes” if you accept the agreement. If you do not wish to accept the agreement, you will not be able to download the software update.

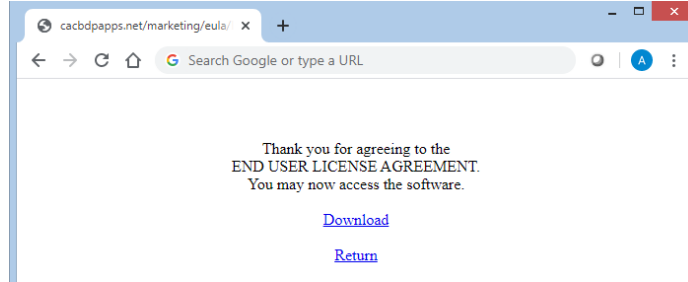
NOTE: EACH user must accept the EULA each time the software is downloaded. You may NOT distribute the software itself. You may only distribute the link to the software, or this document.



Ion™ System Control Version 4.56 Release Notes

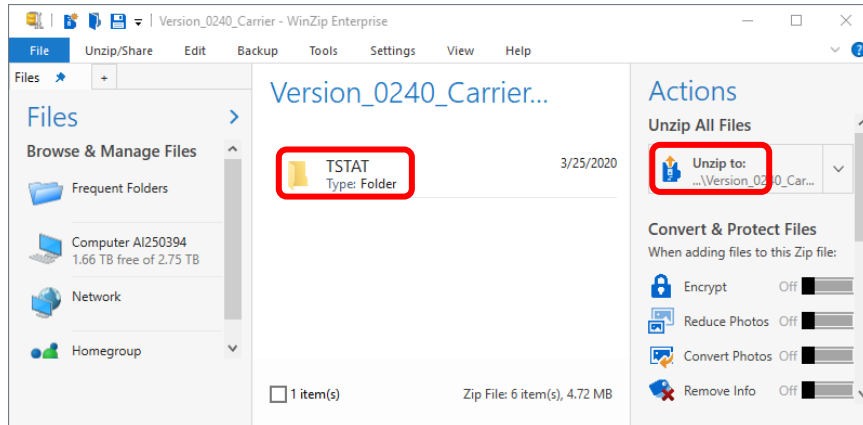
April 9th 2024

- Use the Download link provided in the EULA document to download the software update package.



- Once the file has been downloaded, open it in WinZip. Select the **TSTAT** folder, then the **Unzip to** action.

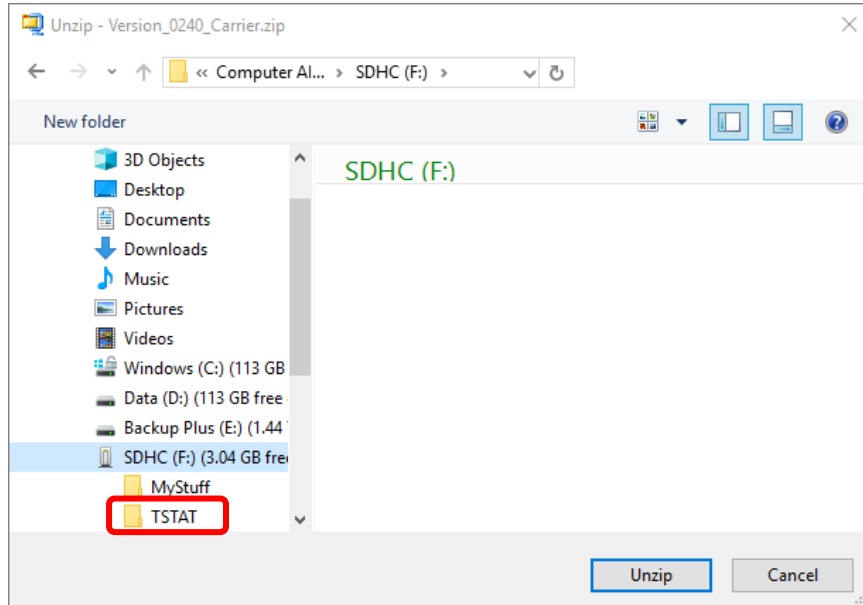
NOTE: The names of the files in the images below are examples, and will change with the latest version numbers.



Ion™ System Control Version 4.56 Release Notes

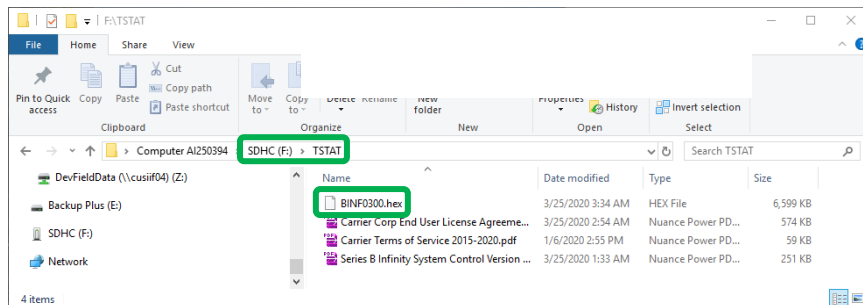
April 9th 2024

- Choose the MicroSD memory device as the location to which to extract the folder from the zip file. This will create a new **TSTAT** folder, or over-write the existing **TSTAT** folder and any files contained within it. Click **Unzip**.



- Verify that the files, including the **BINF0405.hex** file, have been extracted into the TSTAT folder of the MicroSD device. Note that the "USER" folder is where the photo and schedule files would be stored.

NOTE: The names of the files in the images below are examples, and will change with the latest version numbers.



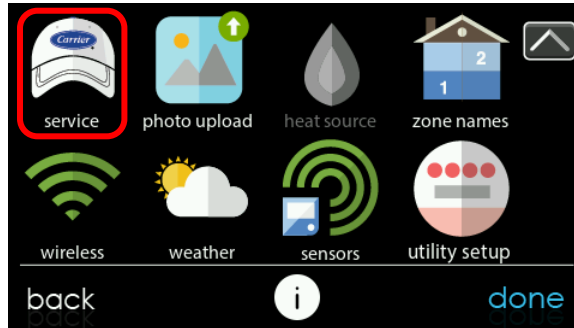
Ion™ System Control Version 4.56 Release Notes

April 9th 2024

Next, eject the MicroSD from the PC and go on to the installation, below.

Installing the Software Update

- From the **MENU** screen, select the **service** icon.



- Select **software update**. If this option does not appear, your dealer will need to install your software. Contact your dealer for assistance.



- Select **update software using MicroSD card**.



Ion™ System Control Version 4.56 Release Notes

April 9th 2024

- Select **system control software update**.

Note: Some systems may include HVAC equipment capable of accepting a software update, but that is not covered in this document.



- Plug the MicroSD card into the bottom of the control.

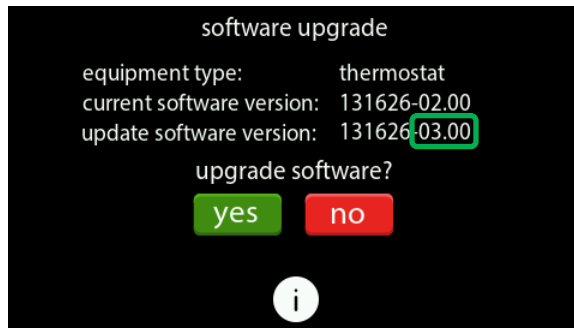
If this screen continues to appear, recheck the device and formatting. See the download section..



- If the .hex file is stored properly on the MicroSD device, this screen will appear. If the screen says, "Please insert MicroSD Device", remove the MicroSD device and re-insert. If it still does not show the screen, below, go back to the download part and retry.

NOTE: The names of the files in the images below are examples, and will change with the latest version numbers.

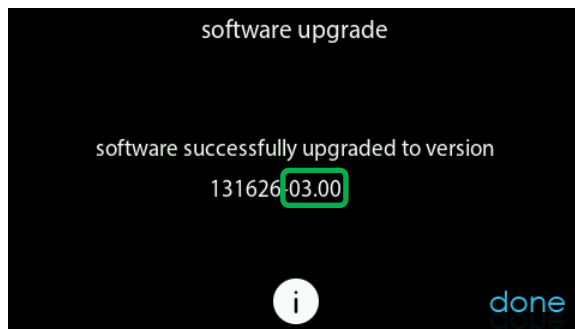
Press **yes** to continue with the software upgrade. The upload and installation will take several minutes.



Ion™ System Control Version 4.56 Release Notes

April 9th 2024

- When the software upgrade is complete, a “successful” message will appear.



- The control will perform a restart after the **done** button is pressed.

There will be a longer than normal delay for the wall control to restart since part of the process at this time is the completion of the new software installation. Once the control has successfully restarted, the MicroSD device may be removed.



- This completes the software upgrade process.
You may want to confirm the new software version, as described above.