

# Ion™ System Control Version 4.74 Release Notes

May 20, 2025

---

## Contents

|   |    |
|---|----|
| General .....                             | 1  |
| Copyright Notice .....                    | 1  |
| End User License Agreement.....           | 1  |
| Revision History .....                    | 2  |
| Installation Instructions .....           | 16 |
| Finding the Current Software Version..... | 16 |
| Downloading the Software Update .....     | 18 |
| Installing the Software Update .....      | 22 |

## **General**



This document is provided in conjunction with the “hex” file [BINF0474.hex](#), which comprises the executable code for the following Ion™ System Control model numbers:

- SYST0101CW

This software is **ONLY** compatible with these model wall controls.

Detailed instructions on uploading this software into the Ion™ System Control are included in this document. The software release package is available through this link:

[http://cacbdpapps.net/marketing/eula/ICP\\_Ion\\_V0474\\_EULA.html](http://cacbdpapps.net/marketing/eula/ICP_Ion_V0474_EULA.html)

## **Copyright Notice**

Carrier Corporation is the copyright owner of this material. Copyright laws and international copyright treaties, as well as other intellectual property laws and treaties protect this software update package. User may not and shall not copy or otherwise reproduce or make available to any other party any part of or the entire software update package. The User may, however, make one (1) copy of Software for backup or archival purposes.

## **End User License Agreement**

The user **MUST** read and accept the **End User License Agreement** included with this software package **BEFORE** downloading and using this software update package. If you do not accept the End User License Agreement, this software package must be deleted from your computer.

# Ion™ System Control

## Version 4.74 Release Notes

May 20, 2025

---

### **Revision History**

#### **Version 4.74 (May 2025)**

Version 4.74 software includes the following updates to the Ion™ System Control

- Refrigerant Charging mode charge amount improvements.
- WiFi Signal display improvements
- Corrected an update issue where system hangs at "Please Wait" .
- Corrected geothermal freeze protection overwrite issue
- Additional SmartSave support enhancements
- Added support for 24-hour clock format
- Added support for additional weather forecast regions
- For SmartSave events, changed text from "Demand Response" to "Energy Event".
- Show correct AC status for single and two stage communicating ODU.
- Refrigerant Charge Mode: configurable run timer, and French Language support.
- Connectivity Updates.
- Hydronic airflow fix.
- Added support for SmartSave expansion into regional verticals.
- Photo upload improvements.
- Connectivity enhancements.
- Non-communicating ODU learn improvements.
- High humidity fault 160 refinements.

#### **Version 4.72 (March 2025)**

Version 4.72 software includes the following updates to the Ion™ System Control

- Assessed Forced Defrost Override works as intended, implemented some non-functional SW improvement.
- Added GUI support for 24-hour clock format, and weather forecast location configurations for Panama, Bahamas, Dominican Republic, Grand Cayman, and Haiti.
- For VPP events, changed text from "Demand Response" to "Energy Event".
- Show correct AC status for Everest ODU. Also ensured the 'e' would not be cut off when displaying the HP stage on the 'equipment operating status' screen.
- Sensors icon will not be displayed on the 2nd menu screen for ION.

# Ion™ System Control

## Version 4.74 Release Notes

May 20, 2025

- 
- Ensured pressing the cancel button will not save the fan speed from the main screen dropdown.
  - Ensured enough space is allocated for the text when "10000FT" is selected.
  - New setup screens, allowing the installer to configure the runtime for cooling/heating refrigerant charging for Tetra/NGRIP.
  - Updated all refrigerant charging screens, altering them to have a uniform style, and French-Canadian language support.
  - Include DHCP fixes from Clarinox and reinitialize sparkplug state after disconnect.
  - Fixed issue where the hydronic setup screen would have its airflow locked in at zero, and be unadjustable.
  - Added sparkplug equipment\_events2 metric, now includes priority field.
  - Fixed notifications sparkplug metric had junk value for timestamp
  - SmartSave Energy Hub
  - Photo upload of screensaver from SD card no longer results in "File not Found".
  - Include DHCP fixes from Clarinox to improve connectivity
  - Updated the variable HP/AC status screen for next gen ODUs (GS3/Tetra/NGRIP)
  - 1) Display error screen if invalid location is put in, after a forecast report had already been received from a valid location. 2) Energy Tracking menu icon will be disabled if set weather forecast country is anywhere besides the USA or Canada.
  - Correct non communicating ODU device selection on install
  - Updated fault counter logic to mitigate 160-humidity sensor fault is observed often

### Version 4.70 (January 2025)

Version 4.70 software includes the following updates to the Ion™ System Control

- Fan coil electric heater kit learning improvements.
- ODU staging control enhancements.
- Equipment update via physical media process improvements.
- Airflow verification process corrections.
- Supported equipment combination additions.

### Version 4.66 (October 2024)

Version 4.66 software includes the following updates to Ion™ System Control

- Enhanced energy consumption synchronization with mobile app.
- Enhanced Electric heater selection during equipment configuration.

# Ion™ System Control

## Version 4.74 Release Notes

May 20, 2025

- 
- Added support for additional geothermal equipment combinations.
  - Configuration screen pulls up help text, when the info button is pressed, when displayed during the Equipment Discovery Process.
  - Enabled support for outdoor temp from the weather forecast (instead of ----) on the weather forecast screen if no local OAT is measured.
  - Revised all text instances of "software upgrade" to "software update".
  - Updated next gen ODU screen flows, as well as adding ability to perform refrigerant cooling mode partial weigh-in.
  - Enhanced support for multiple liquid line sizes in refrigerant charge calculator.
  - Added support for additional fan coil combinations.

### Version 4.64 (August 2024)

Version 4.64 software includes the following updates to the Ion™ System Control:

- OTA (Over the air update) improvement of modulating furnace software update functionality.
- Added additional equipment IDU/ODU compatibility checks.
- Improved SD card update functionality.
- Fixed resets during OTA updates.
- Corrected issues regarding service board model names.
- Added installation support for additional Puron Advance ODUs.
- Corrected GUI navigation for Time Zone reminder.
- Control will now abort in progress OTA update when SD Card update of System Control is initiated.
- Improved time synchronization.
- Fixed an unplanned reboot during a 4.56 firmware update.
- Communicating fancoil factory boards will display the model number set at the factory. Communicating fancoil service boards will display the model name chosen during installation.
- Fixed Communicating furnace to display actual RPM and CFM output.
- Fixed dealer information upload from SD-Card.
- The wall control will no longer re-learn following communicating furnace installer setting changes.
- Added new fan coil model plugs for upcoming Geothermal packaged units. Updated info screen text for 'Reset the ODU Model?' screen and additional help text additions.

# Ion™ System Control

## Version 4.74 Release Notes

May 20, 2025

- 
- Support for 454B ODUs OTA update (PCM / VFD) with new style Manifest
  - Added help text for information on new charging setup screens for Tetra/NGRIP.
  - During learning process, added text prompt ["press to select"], informing the installer to select an ODU coil material type if 'unknown'.
  - Fixed checkout mode for variable capacity ACs to adjust their checkout mode beyond 10%.
  - Fixed 'incompatible motor' error when an incorrect motor is installed in the fancoil.
  - Corrected the units displayed for indoor airflow to "cfm" and discharge pressure is also displayed on the heating check charge screen.
  - Added screen timeouts for 454B ODU subcooling and heating-check charge.
  - Fixed fancoil capacity units to read in kBTU.
  - Added installer screens to configure the line set, vapor line, ODU coil type, and climate.
  - Wall controls uses 15 - minute defrost time for communicating 2 - stage, and SmartSense. For all other systems, wall control will ask the equipment for a max defrost time. Until a defrost time is provided by the ODU, 15 minutes will be used.
  - ION variant will be able to update 454B HP & AC with SD card .
  - Implemented new refrigerant charging features for 454B ODUs: check charge – cooling/heating, Weigh - in new ODU (factory pre-charged) and weigh - in full system charge / recharge.
  - For 454B ODUs, implemented support for electronic model selection on the system control's GUI during the discovery process when no model plug is installed.
  - Add uncased A - coils for 454B to wall controls.
  - Implemented support for all base functions for the new Communicating R-454b outdoor units.

### Version 4.56 (April 2024)

Version 4.56 software includes the following updates to the Ion™ System Control:

- Improved Wi-Fi/Connectivity stability will improve user experience.
- Time sync and Alerts interfaces exposed- allows App to change these settings.
- Email notifications about settings changes
- Ensure that the system will enter refrigerant dissipation if coil freeze protection is active.
- Refrigerant dissipation overrides static pressure and duct assessment tests. The option for the installer to trigger either static pressure or duct assessment will be grayed out when dissipation is active.
- If the system enters 'refrigerant dissipation' the checkout option under the 'service' menu will be grayed out. If the system enters 'refrigerant dissipation' during checkout mode, checkout mode will be aborted, and the option under the 'service' menu to start an equipment checkout will be grayed out.
- If refrigerant dissipation is active, then the system control will abort any current refrigerant charging or prevent the installer from triggering refrigerant charging.
- Dissipation for non-communicating ODU.

# Ion™ System Control

## Version 4.74 Release Notes

May 20, 2025

- 
- Implement faults and malfunctions for 454b dissipation board.
  - Incorrect/mismatched diagnostics/expansion codes fixed.
  - Quiet mode for variable speed ODU default to OFF.
  - New ERV compatibility
  - Ventilator speed in manual mode corrected.

# Ion™ System Control

## Version 4.74 Release Notes

May 20, 2025

---

### Version 4.47 (August 2023)

Version 4.47 software includes the following updates to the Ion™ System Control:

- Integrate New Communicating gas furnace model into the System Control
- Integrate New Communicating Fan Coil model into System Control
- A2L (R454B Refrigerant) Mitigation Response
- Create user adjustable setpoint limits for both heating and cooling
- System monitor to not alert for over-cool to dehumidify while in the Away profile
- Fixed ventilator and humidifier fields on the 'equipment operating status' screen to properly reflect if either accessory is operating
- Improved OTA speed for wall control
- Changed text on UI to "enable/disable" system monitor versus "on/off"
- Improved reference in the 'system malfunction' screen as the originator of the malfunction
- Added more V coil models
- Corrected possible short cycling, cooling call not responding and continuous fan momentarily stopping from version 4.38

### Version 4.38 (April 2023)

Version 4.38 software includes the following updates to the Ion™ System Control:

- OpenADR Capable
- End User License Agreement (EULA) update
- Finalize OTA (Over the Air) Status Indicator and OTA Download Details Screen
- System Monitor 140 fix when in Celsius
- Vacation time corrected in app to wall control
- OAT (Outdoor Air Temperature) Enhancement
- Corrected issue with receiving e-mail notifications from the wall control
- Added N-Coil Evaporator Models on coil selection screen

### Version 4.31 (November 2022)

Version 4.31 software includes the following updates to the Ion™ System Control:

- Data rate limiting until app usage is active.
- Reminder alerting homeowners that they must download and use the new mobile app (Pop up message reminding users to transition from the legacy app to the newer app).
- System monitor –feature added to alert any potential major issues with temperature control
- Enable/disable for system monitor (provide an option to turn on or off this feature)
- Ability to clear stored Wi-Fi credentials (existing control with new homeowner)
- New Vertex coils added to coil selection screen for refrigerant charging

### Version 4.22 (August 2022)

Version 4.22 software includes the following updates to the Series B Ion™ System

# Ion™ System Control

## Version 4.74 Release Notes

May 20, 2025

---

### Control:

- Updated cloud connection interface to improve the response time between mobile app and wall control.
- Added QR code generation & display support for wall control models.
- Added QR Code feature to access consumer site and release notes directly from mobile device.
- Updated UI Help text for Quiet Mode and Capacity Limiting screens.
- Changed reminder Icon to reminders & alerts where the user can now set Low and High temperature and humidity alert (fault codes 187 – 191) this "trip point" will then send a notification to the end user for an out-of-range condition.
- Added ability to reset equipment reminders via mobile app.
- Updated Filter check logic to operate based on pressure monitor status.
- Addressed the issue to report consistent Energy tracking information between wall control display and mobile app.

### Version 4.05 (September 2021)

Version 4.05 software includes the following updates to the Ion™ System Control:

- Compliance to 802.11n connectivity standard
- With Proteus FER furnace boards, continuous fan (low and medium) now operates at the minimum CFM if requested CFM is below minimum.
- Updated strategy to distribute additional air flow caused by two consecutive limit 33 faults by fully opening dampers for calling zones and distributing any excess airflow to non-calling zones based on the size of the zone.
- With ULN-2 Stage Furnace, a fault 34 results in a high heat cycle lockout for one heating cycle.
- Addressed airflow limited stage downs that occurred with older 2-stage ODU's and v3.94 system control software.

### Version 3.94 (July 2021)

Version 3.94 software includes the following updates to the Ion™ System Control:

- Addressed issue where a restart causes BING to lose the equipment configuration for the 2-TON GS3 with FANCOIL model FE4ANB005 combination
- Energy tracking feature is updated to display daily usage values accurately in respective columns
- Updated the blower motor fault type (Code 41) from System malfunction to System fault
- Added support for 802.11n compatible routers
- Added capability for resetting reminders via mobile application
- Addressed issue where system could operate in the wrong mode set by the user, resulting in possible over-conditioning.
- Track the cycle and hours of the variable speed operations



# Ion™ System Control

## Version 4.74 Release Notes

May 20, 2025

Displaying run time hours and Cycles for supported IDU and ODUs is implemented.

- Wall control not clearing the root cause diagnostics on a reset to factory defaults

When the last 10 faults are specified to be factory reset, the last 10 faults and root cause faults recorded will be restored to factory defaults.

- Add 3 buckets for run times and cycles for 2+ stage furnaces

Displaying run time hours and Cycles for Modulating furnace is implemented.

- Addressed the issue to report valid ODU model upon new system installation
- Added feature to configure Low/High Temp and high/low humidity alerts.
- Getting Heat and Cool Set points as 0F,0F in utility Event Notification

If a utility event multi-property with offsets is received, then UI notification will show the actual offsets by which setpoint is being changed.

- Missing parameter log files on cloud

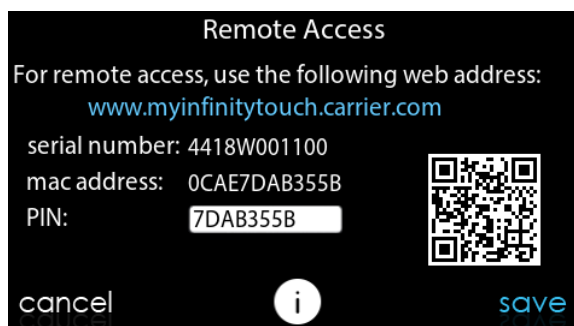
System control now sets Set To Cloud bit only one time for each data file preventing missing files on the cloud.

- Updated the dehumidification airflow logic so that the dehumidification airflow matches the expected airflow.
- Wall Control software has been updated so that old faults having same fault code number will not be shown as active on UI Screen and equipment events packet
- Added improvements to the GeoHP Windup Control
- For some of the faults the text is trimmed on Home screen

"Fixed the issue of fault text being trimmed in the Fault Message Box. Reset MAX\_MSGBOX\_LINE\_LEN to 14."

- Account registration with mobile app using QR Code on GUI

Displays a QR code on the registration info screen. The QR code contains the S/N number, MAC address, and pin number delimited by commas. The code reflects the current screen values. *Note: This feature requires the new mobile app, available soon.*



# Ion™ System Control

## Version 4.74 Release Notes

May 20, 2025

---

### Version 3.62 (December 2020)

Version 3.62 software includes the following updates to the Ion™ System Control:

- Fixed issue that prevents Wi-Fi connection to certain 802.11n-only routers, and a small subset of routers running in a “mixed mode” (802.11b/g/n). Solution is to enable the High Throughput Rates so the control can communicate via 802.11n.

If you are not experiencing connectivity problems, then there is no need to install this update.

### Version 3.61 (October 2020)

Version 3.61 software includes the following updates to the Ion™ System Control:

- Reduced the Maximum Transmission Unit (MTU) to resolve connectivity issues with certain Internet Service Providers.

If you are not experiencing connectivity problems, then there is no need to install this update.

### Version 3.60 (September 2020)

Version 3.60 software includes the following updates to the Ion™ System Control:

Major updates:

- Some users experienced 3.40 OTA update leading to the screen going blank; wall control then recovers to v3.00 upon forced reboot. The primary cause has been corrected; but additional analysis is in progress to ensure this will not happen in the future.

Minor updates:

- False G-terminal Alerts could be triggered during learning process check, if the system control reads the status inputs from furnace and fancoil before they have been set properly.
- Fix provided in system control, G-terminal status is updated only after reading the control inputs status event from indoor control boards.
- Revised the Capacity Limiting logic to allow for duty cycling the Greenspeed 3 to emulate a capacity lower than the set minimum.
- Resolved issue where cooling demand took a long time (~30 minutes) to start.
- Removed warning for LLV open on Charging screen.
- Help text for cycle counters and run times screens are added for both Air Conditioner and Heat Pump
- Utility Curtailment feature when active will get recorded in Last 10 events screen
- Refrigerant charging - pump down statuses were incorrectly displayed. Changes in pumpdown state typically take 5 seconds to reflect the actual state from the outdoor unit; in rapid state change from the ODU, It can take 10 seconds to reflect that state change.
- Fixes for range and toggle button related issues for capacity limiting screens have been made in the system control.
- Corrections to Capacity Limiting minimum demand calculations; now applies the minimum demand limit as a part of the capacity limiting feature as opposed to the previous behavior where a minimum would not be imposed.

# Ion™ System Control

## Version 4.74 Release Notes

May 20, 2025

---

### Version 3.40 (June 2020)

Version 3.40 software includes the following updates to the Ion™ System Control:

Major updates:

- Energy Estimate calculation issues, causing energy estimates to appear to be much higher than expected.
  - Energy usage was displayed incorrectly, giving a false reading of estimated energy used. This change is a modification of the conversion of watts to kilo watt hours (KWH). Under energy tracking, in the view energy usage screens, energy used is now displayed in KWH.
- The system control could update the outdoor unit to the same software version if the SD card was not removed after a successful update.
  - Added a periodic check of the SD card contents to see if the files are still valid for update.
- Service Valve Subcool Value - displayed value accuracy.
  - System control code is changed to display accurate Subcool values.
- Operating status on the home screen is not aligned with the actual equipment operation.
  - Home Screen equipment operation is now aligned to actual operation.
- Blower RPM shows as 0 when the IDU blower is operating.
  - The Blower RPM value was outputting 0 on the AC/HP checkout screen, so the AC/HP checkout screen has been updated to output the actual Blower RPM value.
- During system installation (learning), system control did not correctly discover the 24VNA624 ODU + FE4ANB005 fan coil combination.
  - Corrected a logic error in the learning process that prevented this valid combination from being recognized.
- During checkout mode, received message "Info 104 - Low Indoor Temp Zone 2 Aux Heat" on HP's and AC's, cooling and heating mode.
  - The equipment Firmware update failure fault code has been updated from 104 to 127 on the system control and also a fix has been added in the system control for the issue where the equipment firmware update failure was being raised at startup of the wall control.
- Discharge pressure is shown as "----" in AC Status/HP Status screen when the Discharge pressure is valid.
  - The system control has been updated to fix issue where the valid discharge pressure values were shown as invalid on the AC status/HP Status screens.
- System control was showing improper stages and empty values on the "Cycle Counters" and "Lifetime Hours" screens for a 1 Stage ULN furnace.
  - Adjusted both screen layouts to properly account for a 1 Stage Furnace and Input the proper runtime values to the new design.

# Ion™ System Control

## Version 4.74 Release Notes

May 20, 2025

- 
- Outside Air Temperature (OAT) value is always -12 F and not able to change in capacity limiting Heating screen.
    - With the capacity limiting feature now enabled in system control, the outside temperature should have default values of 55 F in heating and 75 F in cooling, the system control has been updated to fix the issue where on some wall controls out-of-limit values were seen.
  - ULN 90 Communicating Furnace Control - Wall control updates
    - Wall control updated the level of furnace control fault code 26 to malfunction fault and increased the number of re-settable furnace faults from 19 to 20.
  - Change default for time synchronization from disabled to enabled.
    - When connected to the server via Wi-Fi, the system control can automatically synchronize the local time based on date/time stamps received from the server. The system control has been updated to make this automatic synchronization the default, so it does not have to be enabled by the installer or homeowner. It can still be disabled, if desired.
  - Update equipment run-time parameters in the checkout mode.
    - Additional equipment run-time parameters (Blower RPM, Discharge Pressure, Outdoor Fan RPM, Low Ambient Cooling, AC Line Current, DC Bus Voltage, PFCM Temperature, and IPM Temperature) have been added to the AC/HP checkout mode screen to help the technicians evaluate the system's performance.

### Version 3.01 (June 2020)

Version 3.01 software includes the following updates to the Ion™ System Control:

Major updates:

- Bug fixes:

### Version 3.00 (April 2020)

Version 3.00 software includes the following updates to the Ion™ System Control:

Major updates:

- Improvements to Wi-Fi and general connectivity long-term stability.
- Fixed various minor faults
  - Energy tracking and ENERGY STAR improvements
  - Minor GUI corrections and improvements
  - Fixed GeoHP integration issues
  - Multiple causes of Reboots found and corrected

# Ion™ System Control

## Version 4.74 Release Notes

May 20, 2025

---

### Version 2.40 (January 2020)

Version 2.40 software includes the following updates to the Ion™ System Control:

Major updates:

- Added support for OpenADR2.0b compliance
- Backward compatibility with OpenADR2.0a
- Added support for FER airflow change requirement
- Added fix for the GeoHP Lake loop lockout feature
- GUI updates to support GeoHP Lake Loop
- Fixed various minor faults

### Version 2.00 (August 2018)

Version 2.00 software includes the following updates to the Ion™ controls:

Improvements to Wi-Fi/server connectivity

Correctly recognizes wired remote room sensor connected to Zone 1 via 4-zone control

Caching of ENERGY STAR data to prevent data loss

Improved validation for US and Canadian postal codes for weather forecast

Corrections to info help text for various screens

Various minor bugs corrected

### Version 1.32 (March 2018)

Version 1.32 software includes the following updates to the Ion™ controls:

Additional furnace coil selection options in learning process when detecting a variable capacity ODU and a furnace.

Added support for variable capacity AC outdoor unit.

Corrected an issue where selecting the furnace coil CHPH\*\*61 when learning with a variable capacity outdoor unit sets the coil factor to 0 instead of 2.02.

# Ion™ System Control Version 4.74 Release Notes

May 20, 2025

---

## Version 1.31 (December 2017)

Version 1.31 software includes the following updates to the Ion™ controls:

### ENERGY STAR® Connected Thermostat (CT) Certification Preparation

Data collection and reporting for ENERGY STAR compliance has been updated.

The EPA requires 12 months of data collection before certification may be applied for. That means that the earliest we expect ENERGY STAR certification is January 2019. Note that data for ENERGY STAR certification is collected on an anonymous basis. No personally identifiable information is included, or sent to the EPA.

Note that the EPA has not finalized the ENERGY STAR CT requirements for multi-stage systems like Ion™ Systems. Therefore, further updates for collecting ENERGY STAR data may be required.

### Screen Saver

Corrected a defect where new screen savers were placed on top of old screen savers, creating a double image.

### “Phantom” Email Notifications

Configuration change emails associated with daily airflow verification tests, usually occurring around 1pm local time, have been suppressed.

## Version 1.30 (November 2017)

Version 1.30 software includes the following updates to the Ion™ System controls:

### Internet Connection Improvements

Internet connection to the Ion™ server is more robust, leading to fewer server disconnects.

Connection to local wireless networks is more robust, leading to fewer local network disconnections.

### Occupancy Detection

On-board occupancy detection algorithm is more responsive to occupancy changes. Changed default occupancy sustaining time to two hours (once occupancy is determined, it maintains for two hours). Previously, the occupancy sustain time was one hour. Unoccupied overrides have been added. Previously, the occupancy algorithm would only override the Away or Vacation activities to the Home activity when occupancy was detected. Now, when the space is detected to be unoccupied, a comfort activity (Home, Wake, Sleep) can be overridden to the Away activity.

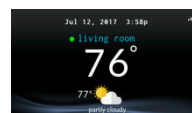
A Hold or Hold Until setting temporarily disables occupancy detection.

More information can be found in these sequence of operation descriptions:

[Infinity® System Control Occupancy Operation](#)

### Forcing a Reboot

If needed, the homeowner may force a reboot of the wall control by pressing anywhere on home screen and holding for at least 10 seconds.



# Ion™ System Control

## Version 4.74 Release Notes

May 20, 2025

---

### **Improved Temperature Compensations**

Corrected a defect in the temperature compensation algorithms causing inaccuracy of up to 3 degrees F.

If an offset has been entered in the field to compensate for this issue, it should be removed when upgrading to Version 1.3 (Version 0130).

### **ENERGY STAR® Connected Thermostat (CT) Certification Preparation**

Data collection and reporting for ENERGY STAR compliance has been implemented. The EPA requires 12 months of data collection before certification may be applied for. That means that the earliest we expect ENERGY STAR certification is January 2019.

Note that data for ENERGY STAR certification is collected on an anonymous basis. No personally identifiable information is included, or sent to the EPA.

Note that the EPA has not finalized the ENERGY STAR CT requirements for multi-stage systems like Ion™ Systems. Therefore, further updates for collecting ENERGY STAR data may be required.

# Ion™ System Control Version 4.74 Release Notes

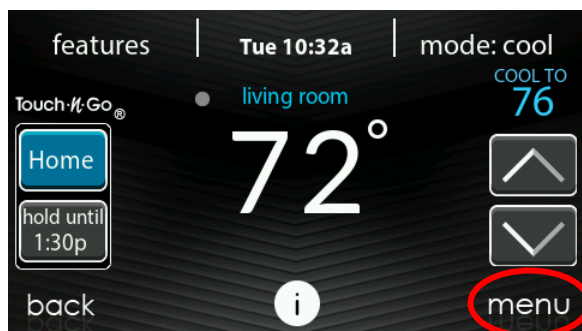
May 20, 2025

## Installation Instructions

### Finding the Current Software Version

Before starting the software installation process, the current software version may be determined as follows:

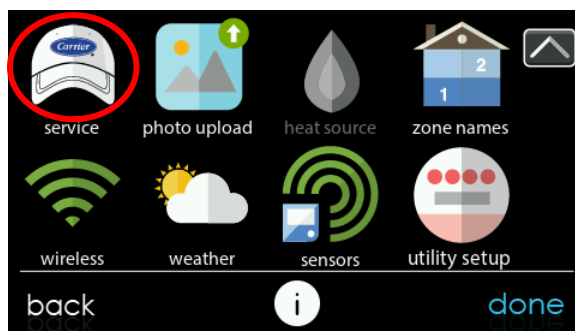
Press **menu** on the Main screen,



and then the down-arrow to go to the second menu screen.



Touch **service** icon.



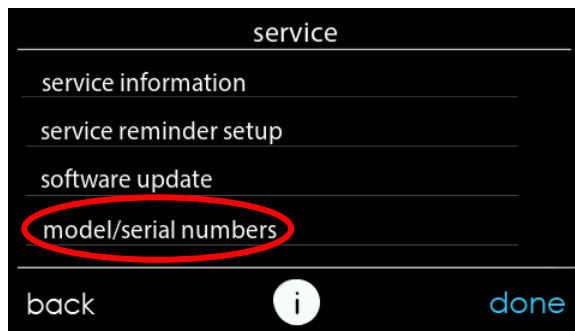


# Ion™ System Control

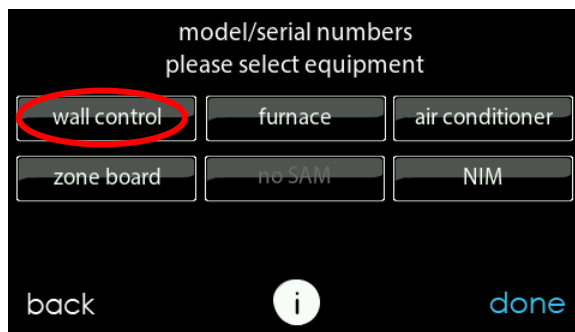
## Version 4.74 Release Notes

May 20, 2025

Touch **model/serial numbers** on the resulting screen.

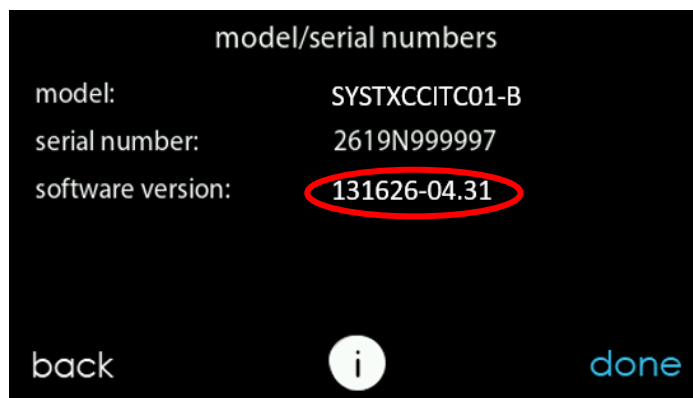


Touch **wall control** on the resulting screen.



View the Software Version number.

Software Version 131626-02.00, for example, is the production software version 2.00, released in November 2022.



# Ion™ System Control

## Version 4.74 Release Notes

May 20, 2025

### Downloading the Software Update

For Series B controls, software updates are provided over-the-air (OTA), or uploaded manually using a microSD memory device. The following instructions apply to the manual update process.

You will obtain best results using a MicroSD card that is between 4GB and 32GB in size, and formatted as a FAT32 device. Any other formatting (NTFS, exFAT, etc.) will result in an error of “please insert MicroSD card.”

To perform a control software update, follow these steps:

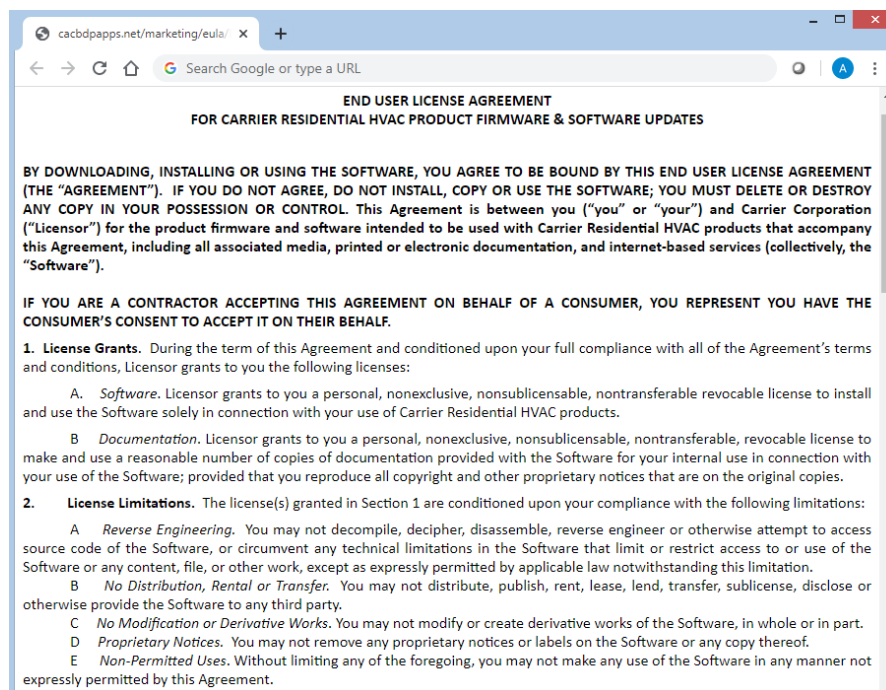
- Click on this link to obtain the updated software:

[https://cacbdpapps.net/marketing/eula/ICP\\_Ion\\_V0462\\_EULA.html](https://cacbdpapps.net/marketing/eula/ICP_Ion_V0462_EULA.html)

If the link does not work properly, copy the link into your browser web address window and open the link.

**NOTE:** You may NOT distribute the software itself. You may only distribute the link to the software, or this document.

- Read the End User License Agreement (EULA).



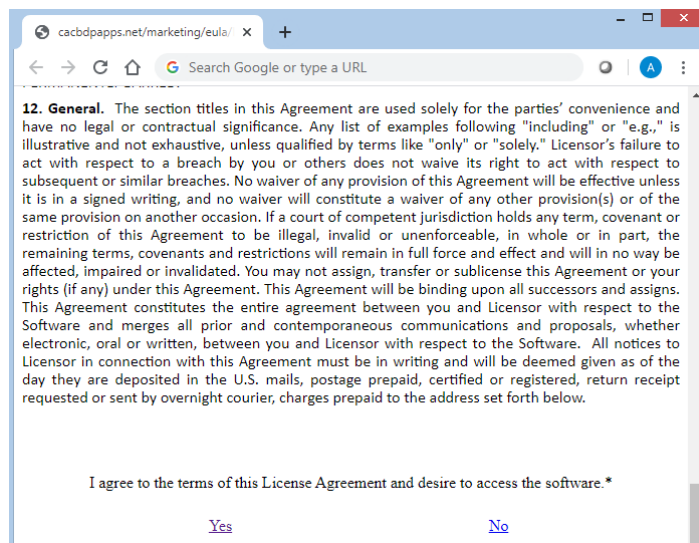
# Ion™ System Control

## Version 4.74 Release Notes

May 20, 2025

- At the bottom of the EULA, choose “Yes” if you accept the agreement. If you do not wish to accept the agreement, you will not be able to download the software update.

**NOTE:** EACH user must accept the EULA each time the software is downloaded. You may NOT distribute the software itself. You may only distribute the link to the software, or this document.

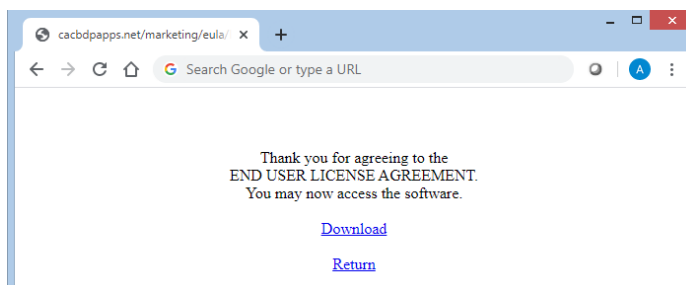


# Ion™ System Control

## Version 4.74 Release Notes

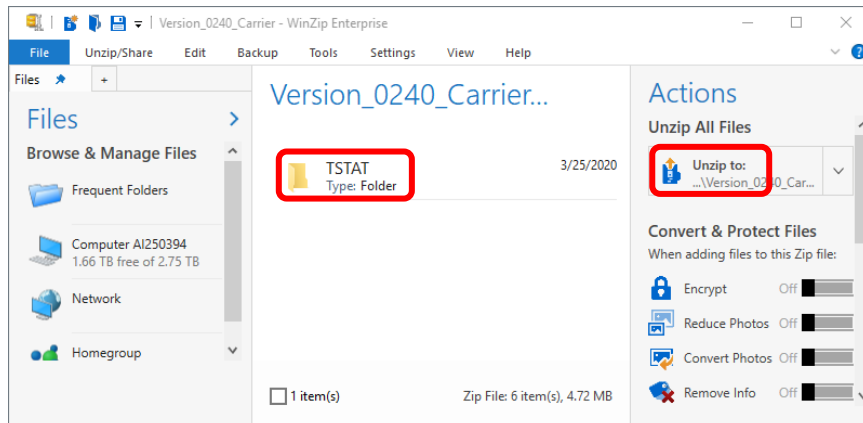
May 20, 2025

- Use the Download link provided in the EULA document to download the software update package.



- Once the file has been downloaded, open it in WinZip. Select the **TSTAT** folder, then the **Unzip to** action.

**NOTE:** The names of the files in the images below are examples, and will change with the latest version numbers.

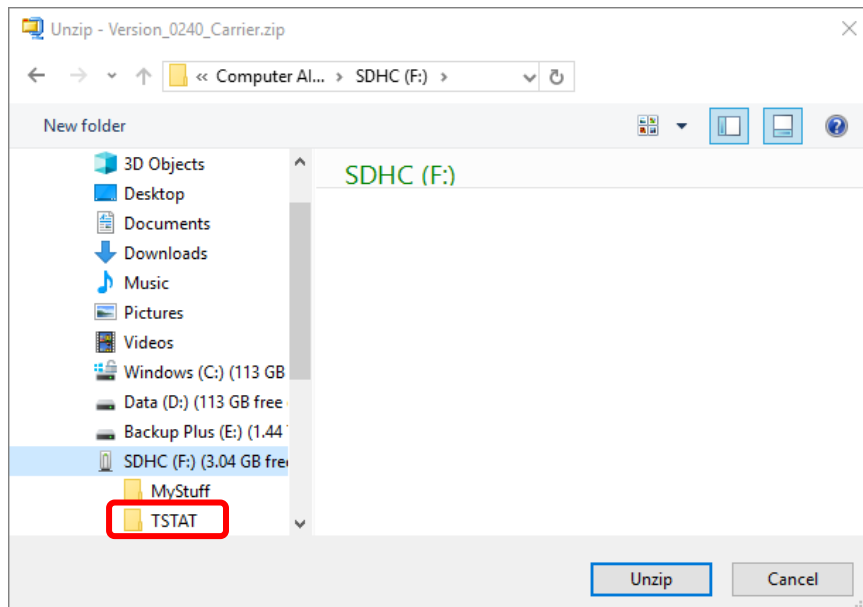


# Ion™ System Control

## Version 4.74 Release Notes

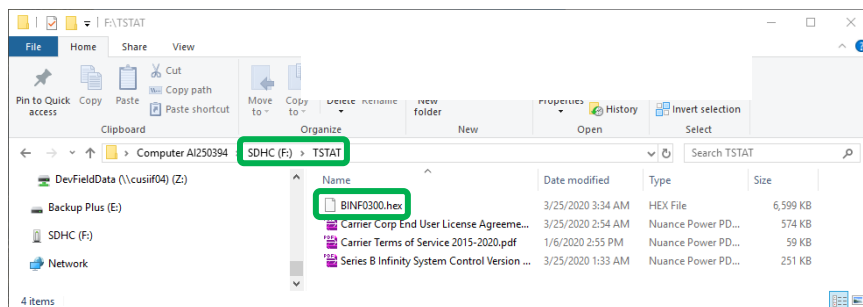
May 20, 2025

- Choose the MicroSD memory device as the location to which to extract the folder from the zip file. This will create a new **TSTAT** folder, or over-write the existing **TSTAT** folder and any files contained within it. Click **Unzip**.



- Verify that the files, including the [BINF0405.hex](#) file, have been extracted into the TSTAT folder of the MicroSD device. Note that the “USER” folder is where the photo and schedule files would be stored.

**NOTE:** The names of the files in the images below are examples, and will change with the latest version numbers.



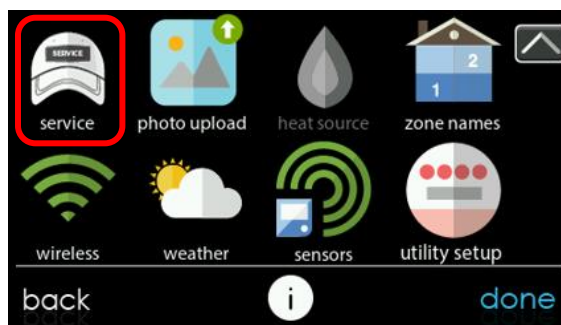
# Ion™ System Control Version 4.74 Release Notes

May 20, 2025

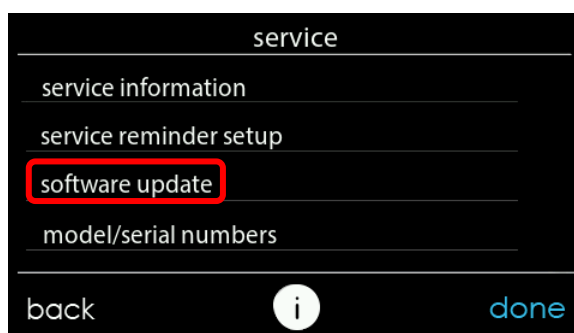
Next, eject the MicroSD from the PC and go on to the installation, below.

## Installing the Software Update

- From the **MENU** screen, select the **service** icon.



- Select **software update**. If this option does not appear, your dealer will need to install your software. Contact your dealer for assistance.



- Select **update software using MicroSD card**.



# Ion™ System Control Version 4.74 Release Notes

May 20, 2025

- Select **system control software update**.

**Note:** Some systems may include HVAC equipment capable of accepting a software update, but that is not covered in this document.



- Plug the MicroSD card into the bottom of the control.

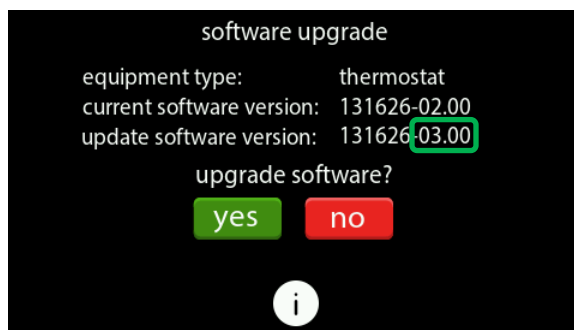
*If this screen continues to appear, recheck the device and formatting. See the download section..*



- If the .hex file is stored properly on the MicroSD device, this screen will appear. If the screen says, "Please insert MicroSD Device", remove the MicroSD device and re-insert. If it still does not show the screen, below, go back to the download part and retry.

**NOTE:** The names of the files in the images below are examples, and will change with the latest version numbers.

Press **yes** to continue with the software upgrade. The upload and installation will take several minutes.

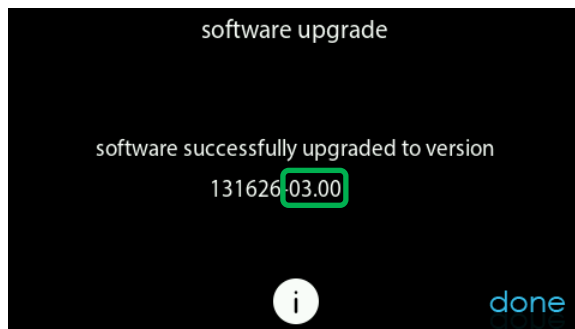


# Ion™ System Control

## Version 4.74 Release Notes

May 20, 2025

- When the software upgrade is complete, a “successful” message will appear.



- The control will perform a restart after the **done** button is pressed.

There will be a longer than normal delay for the wall control to restart since part of the process at this time is the completion of the new software installation. Once the control has successfully restarted, the MicroSD device may be removed.



- This completes the software upgrade process.  
You may want to confirm the new software version, as described above.